

GET YOUR FREE DOWNLOADABLE YARDAGE BOOKS AT  
[RIVERRIDGEFAIRWAYS.COM](http://RIVERRIDGEFAIRWAYS.COM)



(REMOVE THIS SHEET FROM THE YARDAGE BOOK AND USE IT FOR A REFERENCE)

## How to Customize Your Yardage Book Using the Adobe Reader

This RIVERRIDGEFAIRWAYS yardage book is set up so you may use the Adobe Reader to get yardage measurements directly from the yardage book's PDF file. These yardage measurements and your comments may be written onto the yardage book's PDF file using the Adobe reader. Your customized yardage books can be saved away or printed out.

### MEASUREMENT TOOL:

How to enter the measuring tool mode:-TOOLS -> ANALYSIS --> MEASURING TOOL ->

(For the full page yardage book)- RIGHT CLICK ->CHANGE SCALE RATIO -> 8.33 IN = 500 YDS -> OK

(For the foldable yardage book)- RIGHT CLICK -> CHANGE SCALE RATIO -> 6.66 IN = 500 YDS -> OK

How to exit the measuring tool mode- TOOLS -> SELECT & ZOOM -> SELECT TOOL or HAND TOOL

### Other handy commands to use while in the MEASURING TOOL mode:

To cancel a measurement- RIGHT CLICK -> CANCEL MEASUREMENT.

To complete a measurement- RIGHT CLICK -> COMPLETE MEASUREMENT.

To delete an existing measurement line- LEFT CLICK measurement line -> RIGHT CLICK -> DELETE.

To change an existing measurement line- LEFT CLICK measurement line ->LEFT CLICK one of the four boxes and move with the mouse.

### COMMENT TOOL:

TOOL -> COMMENT & MARKUP -> CALLOUT TOOL or TEXT BOX TOOL

If your older Adobe Reader does not support these functions then download the latest "Adobe Reader 9" from one of the RIVERRIDGEFAIRWAYS.COM yardage book's download page links. Update 9/3/2010

### INSTRUCTIONS FOR USING THE FOLDABLE-POCKET SIZE YARDAGE BOOK

OPTIONAL CUT LINE TO MAKE IT A HALF INCH SMALLER TO FIT IN SMALLER POCKETS.

THE FOLDABLE POCKET-SIZED YARDAGE BOOK IS LARGER AND EASIER TO READ THAN THE OLD POCKET-SIZED, BUT IT STILL FITS INSIDE YOUR SHIRT OR BACK PANTS' POCKET ONCE IT IS FOLDED. IT HAS ALMOST ALL THE READABILITY OF A FULL SIZE YARDAGE BOOK WITH THE EASE OF FITTING INTO YOUR POCKET.

INSTRUCTIONS:  
PRINT OUT THE FOLDABLE YARDAGE BOOK.  
TRIM OFF THE WHITE AREA TO THE RIGHT OF THE DASHED BOX.  
STAPLE THE LEFT SIDE OF THE TRIMMED YARDAGE BOOK.  
DO NOT PUT A STAPLE NEAR THE CENTER SINCE THIS IS WHERE THE BOOK WILL BE FOLDED.  
HAVE THE SMOOTH SIDE OF THE STAPLES FACING THE SAME WAY.  
STAPLE SO THE OPEN SIDE OF THE STAPLES ARE ON THE PRINTED SIDE OF THE PAGE. FOLD THE YARDAGE BOOK FROM TOP TO BOTTOM WITH THE SMOOTH SIDE OF STAPLES FACING OUTWARD SO THEY DO NOT SNAG YOUR POCKET.

FOLD LINE ----- FOLD LINE ----- FOLD LINE ----- FOLD LINE ----- FOLD LINE

OPTIONAL CUT LINE TO MAKE IT A HALF INCH SMALLER TO FIT IN SMALLER POCKETS.

STAPLE

STAPLE

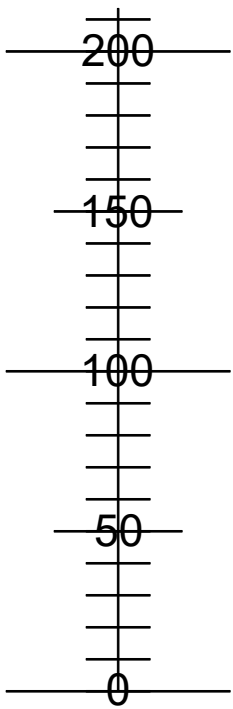
STAPLE

STAPLE

Update 9/3/2010

**YARDS FROM CENTER**

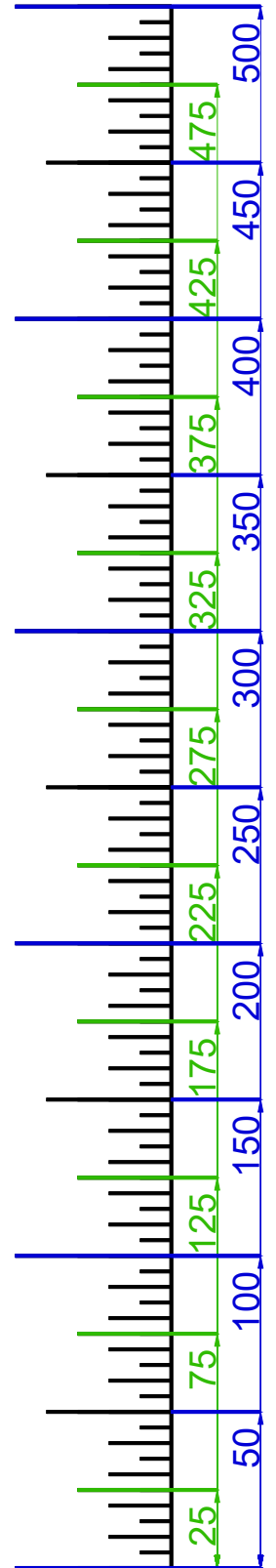
- ⊕ 0
- 25      1
- 50      373
- 75      340
- 100
- 125
- 150
- 175
- 200
- 225
- 250



EACH TICK MARK IS 10 YARDS

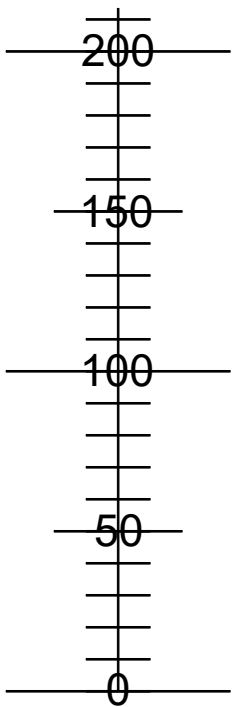


**HOLE #1**

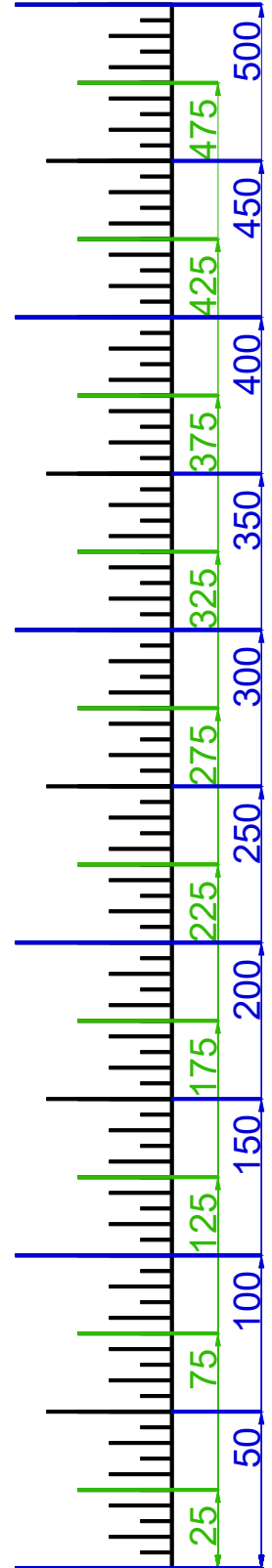
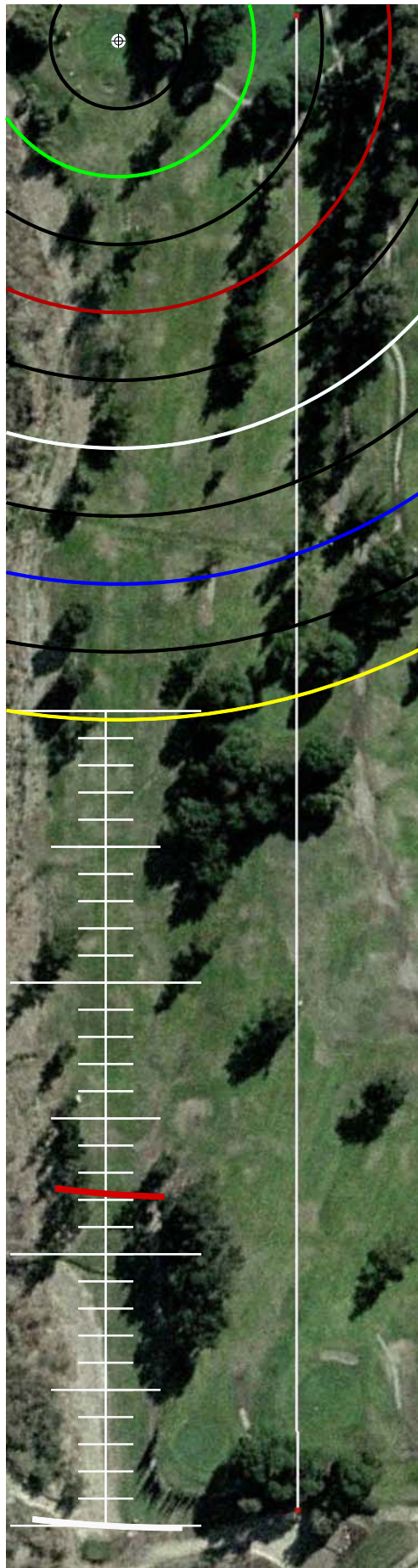


YARDS FROM CENTER

- ⊕ 0
- 25      2
- 50      550
- 75      428
- 100
- 125
- 150
- 175
- 200
- 225
- 250



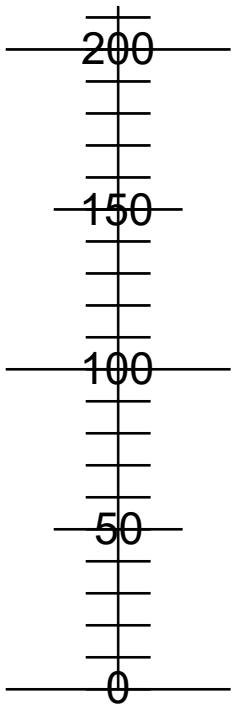
EACH TICK MARK IS 10 YARDS



**HOLE #2**

**YARDS FROM CENTER**

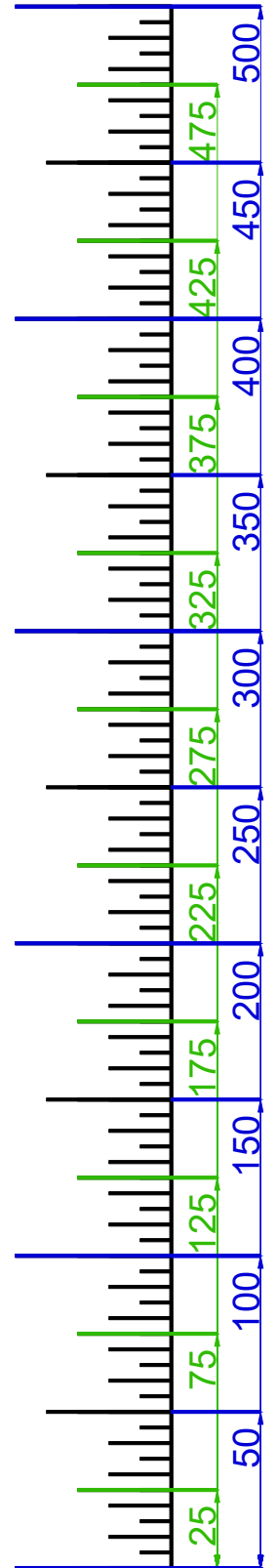
- ⊕ 0
- 25      3
- 50      185
- 75      154
- 100
- 125
- 150
- 175
- 200
- 225
- 250



EACH TICK MARK IS 10 YARDS



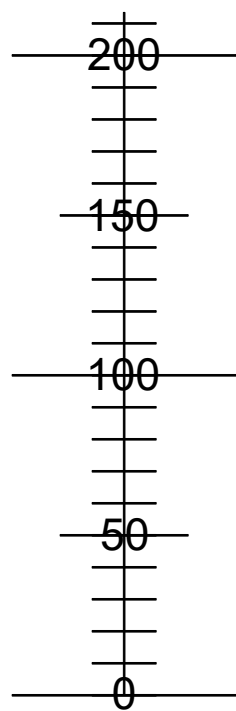
**HOLE #3**



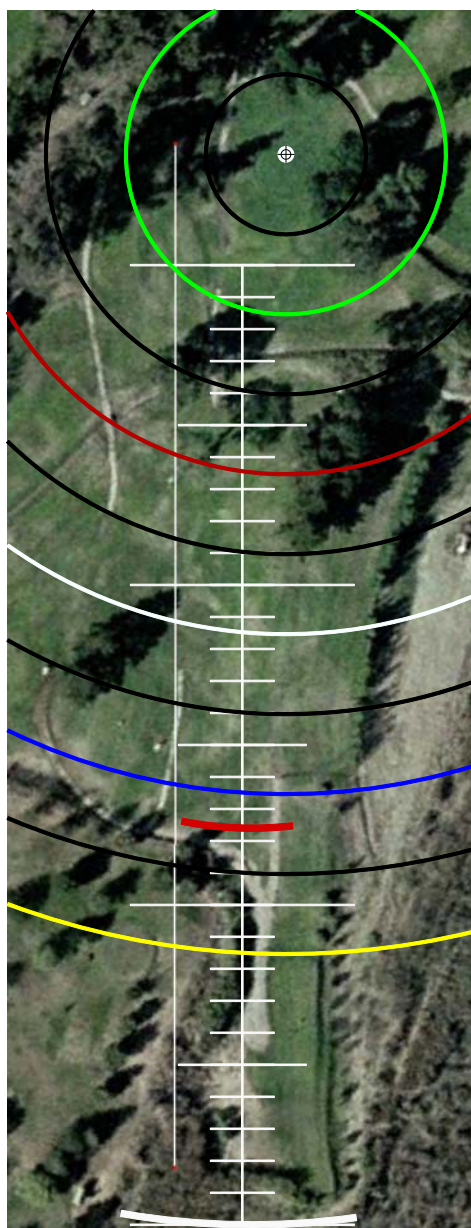


**YARDS FROM CENTER**

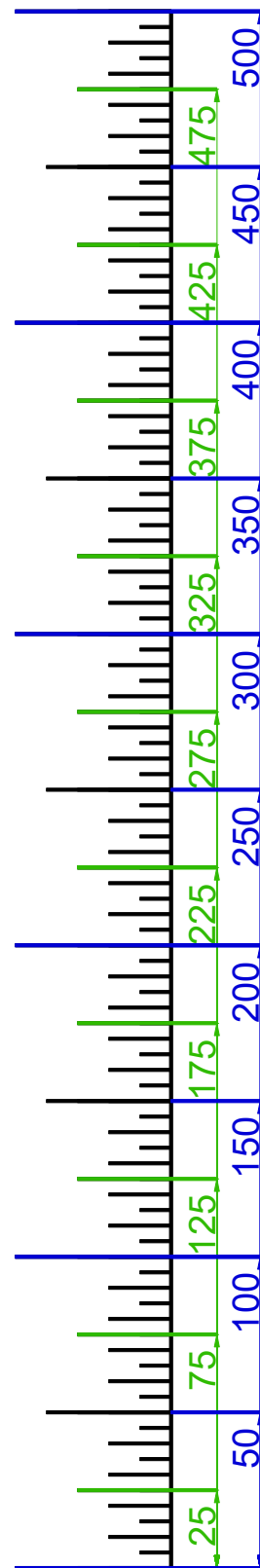
- ⊕ 0
- 25      4
- 50      335
- 75      211
- 100
- 125
- 150
- 175
- 200
- 225
- 250



**EACH TICK MARK IS 10 YARDS**

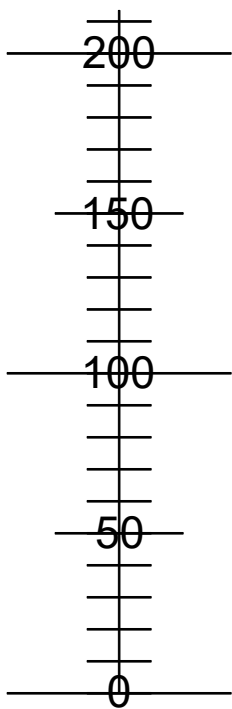


**HOLE #4**



**YARDS FROM CENTER**

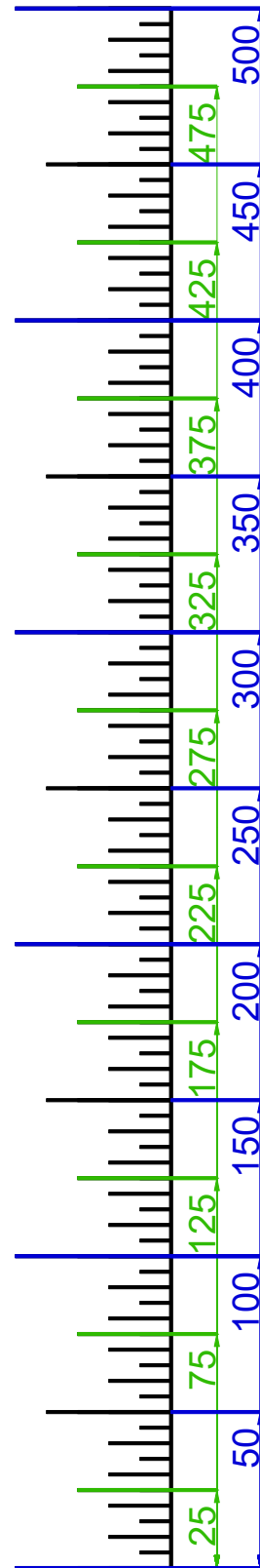
- ⊕ 0
- 25      5
- 50      271
- 75      216
- 100
- 125
- 150
- 175
- 200
- 225
- 250



EACH TICK MARK IS 10 YARDS

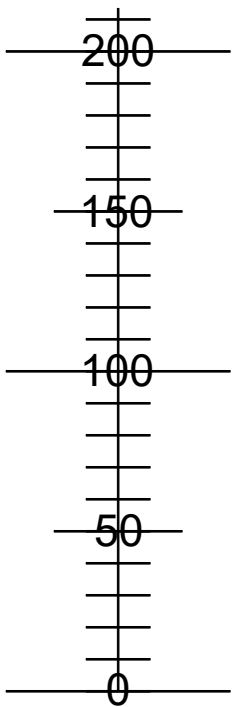


**HOLE #5**



**YARDS FROM CENTER**

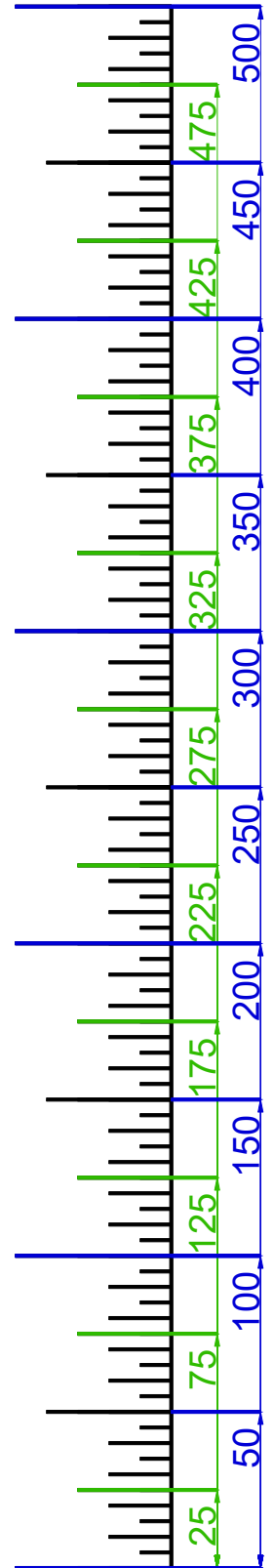
- ⊕ 0
- 25      6
- 50      170
- 75      143
- 100
- 125
- 150
- 175
- 200
- 225
- 250



EACH TICK MARK IS 10 YARDS



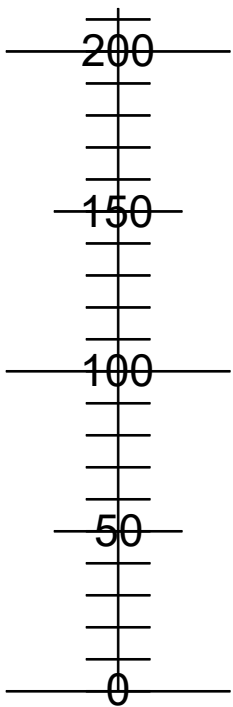
**HOLE #6**



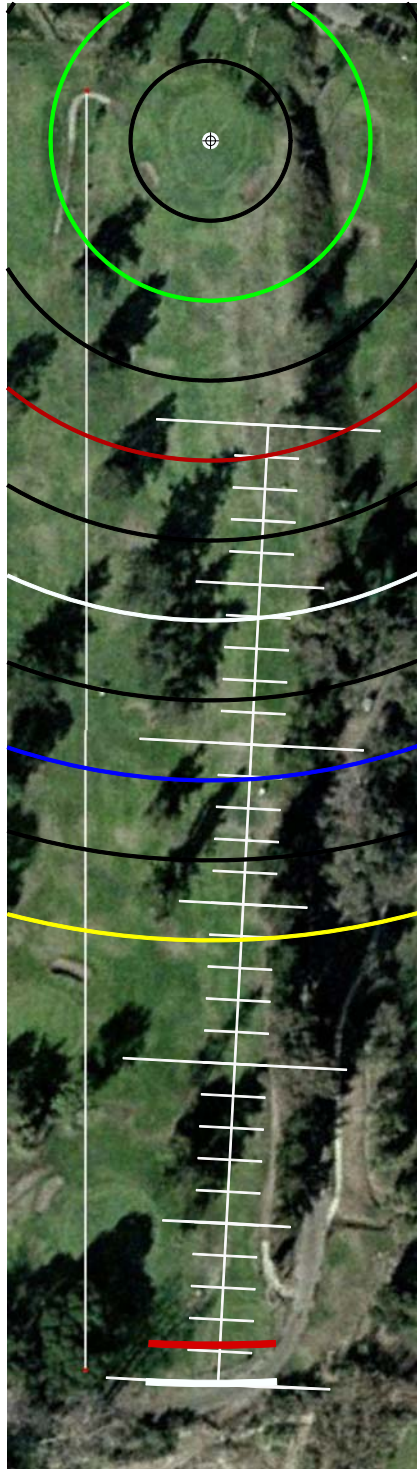


**YARDS FROM CENTER**

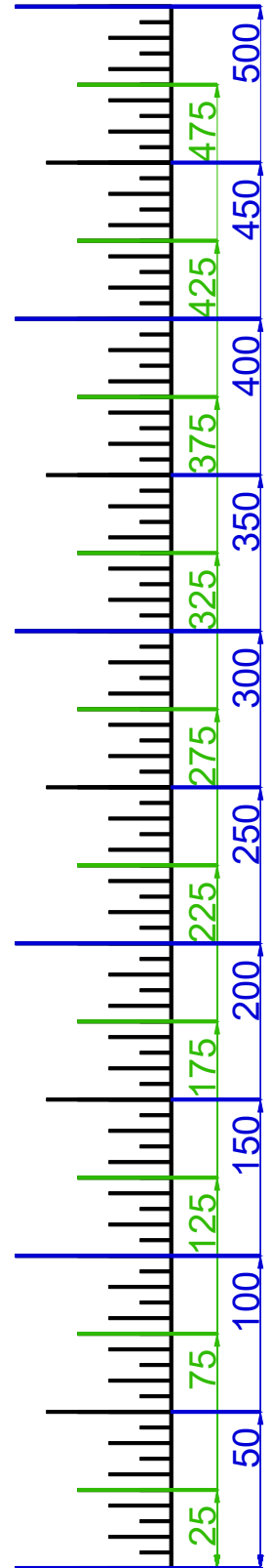
- ⊕ 0
- 25      7
- 50      390
- 75      378
- 100
- 125
- 150
- 175
- 200
- 225
- 250



**EACH TICK MARK IS 10 YARDS**

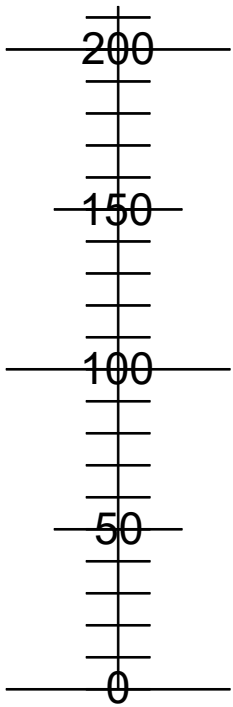


**HOLE #7**

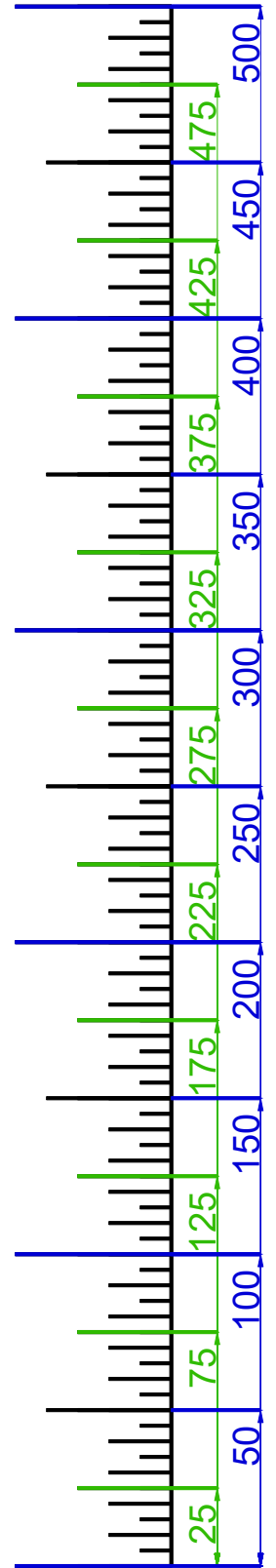


**YARDS FROM CENTER**

- ⊕ 0
- 25      8
- 50      331
- 75      289
- 100
- 125
- 150
- 175
- 200
- 225
- 250



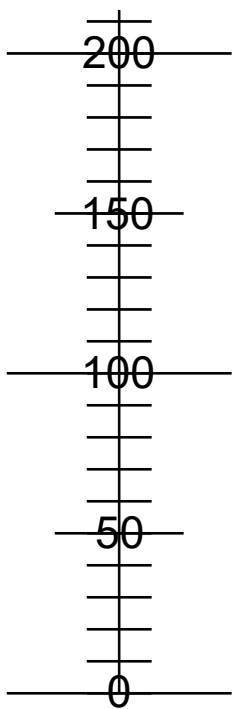
EACH TICK MARK IS 10 YARDS



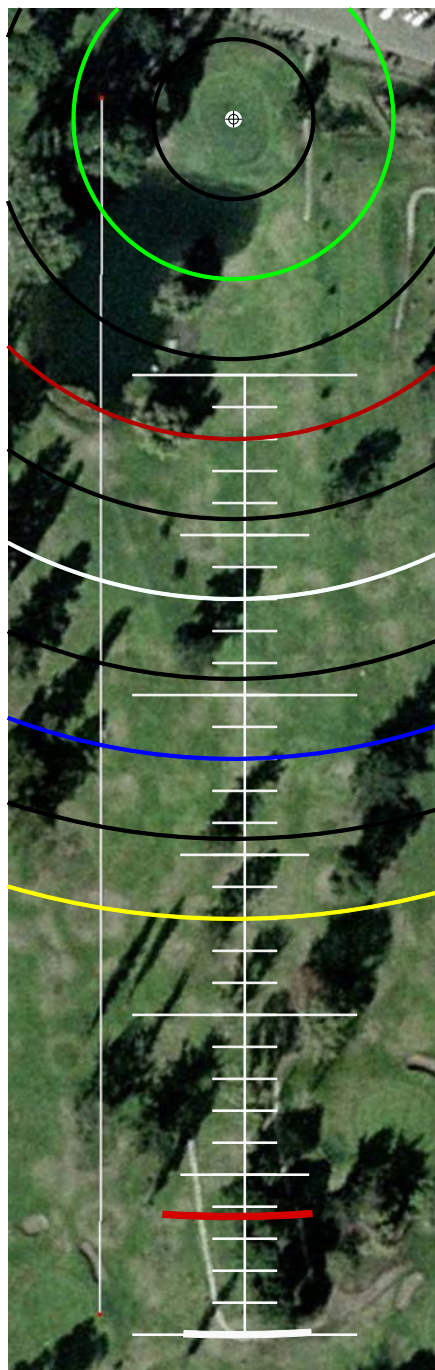
**HOLE #8**

**YARDS FROM CENTER**

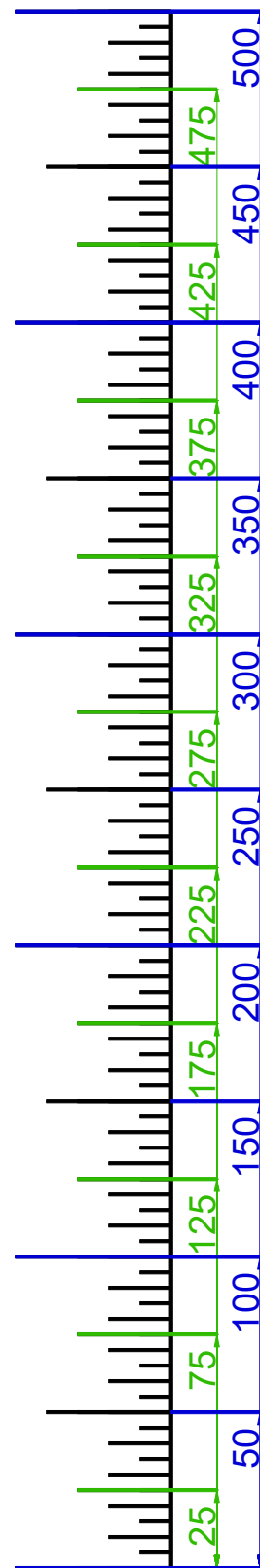
- ⊕ 0
- 25      9
- 50      380
- 75      344
- 100
- 125
- 150
- 175
- 200
- 225
- 250



**EACH TICK MARK IS 10 YARDS**



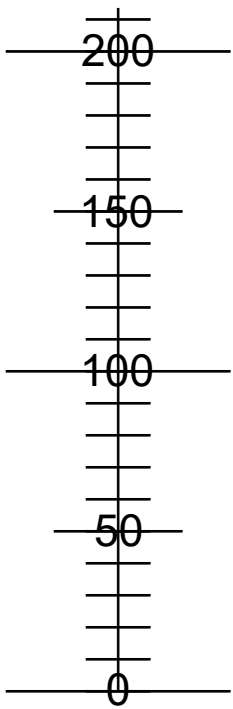
**HOLE #9**



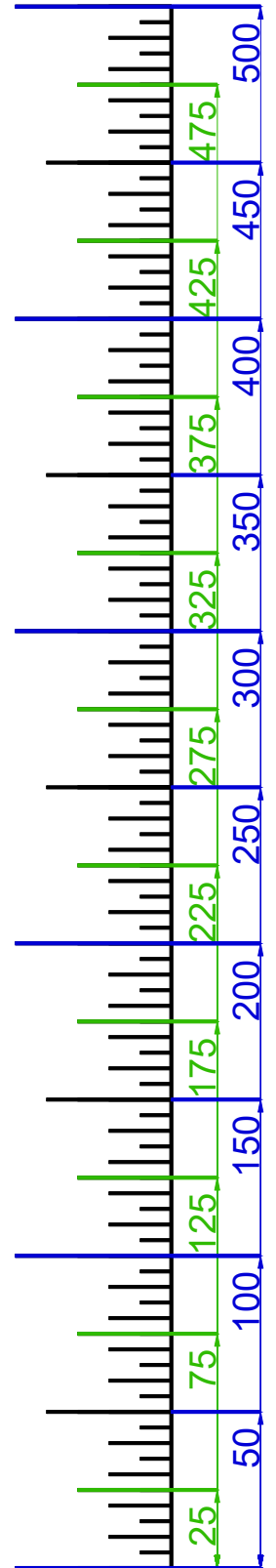


YARDS FROM CENTER

- ⊕ 0
- 25      10
- 50      296
- 75      280
- 100
- 125
- 150
- 175
- 200
- 225
- 250



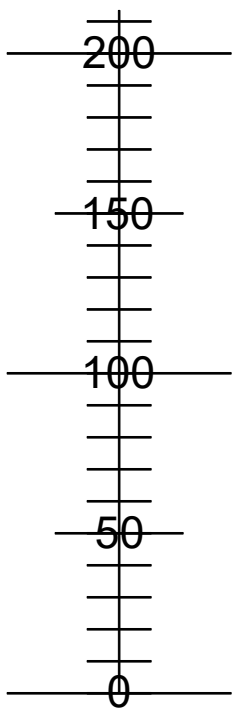
EACH TICK MARK IS 10 YARDS



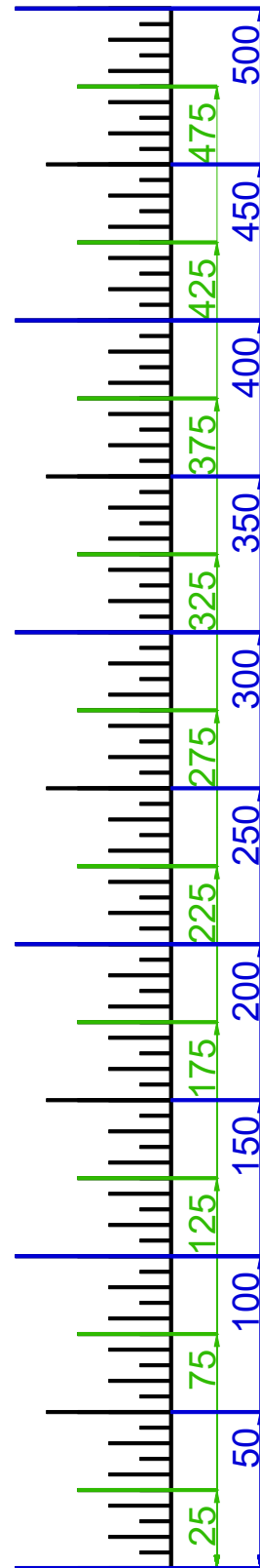
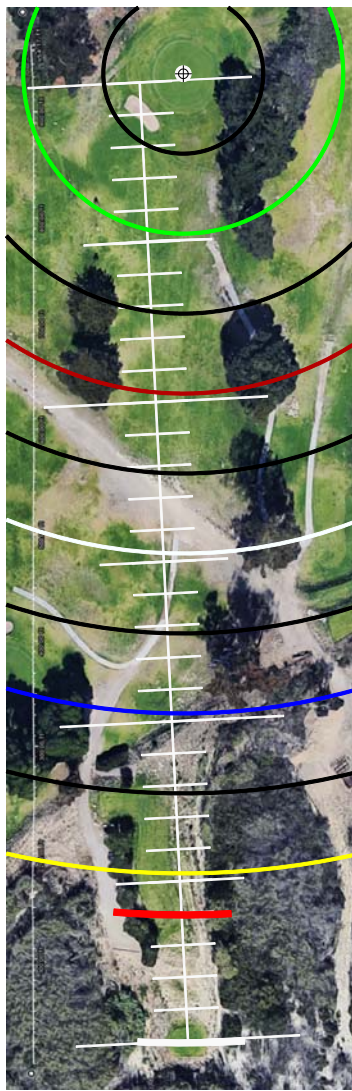
**HOLE #10**

**YARDS FROM CENTER**

- ⊕ 0
- 25 11
- 50 303
- 75 285
- 100
- 125
- 150
- 175
- 200
- 225
- 250



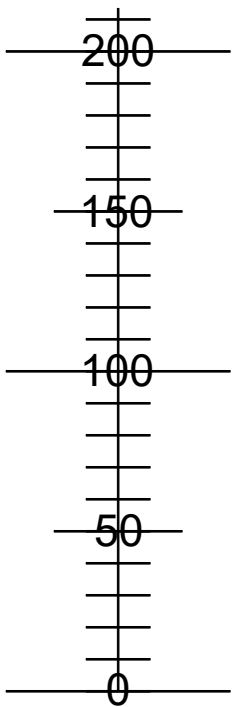
**EACH TICK MARK IS 10 YARDS**



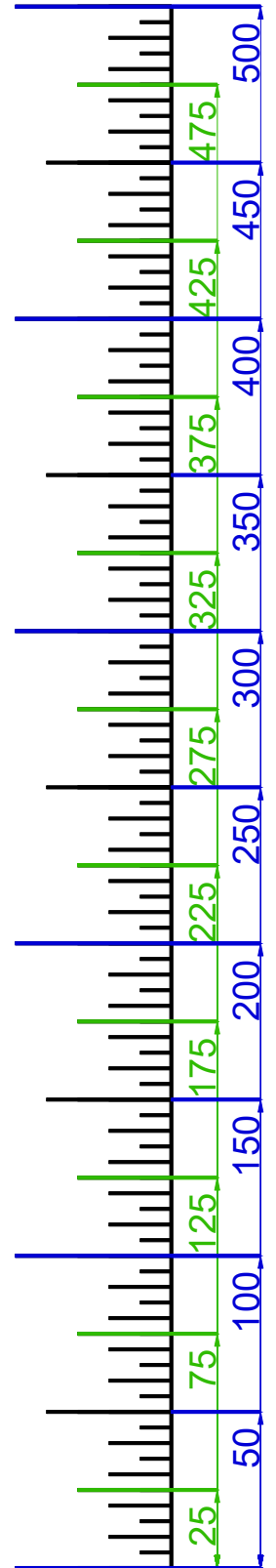
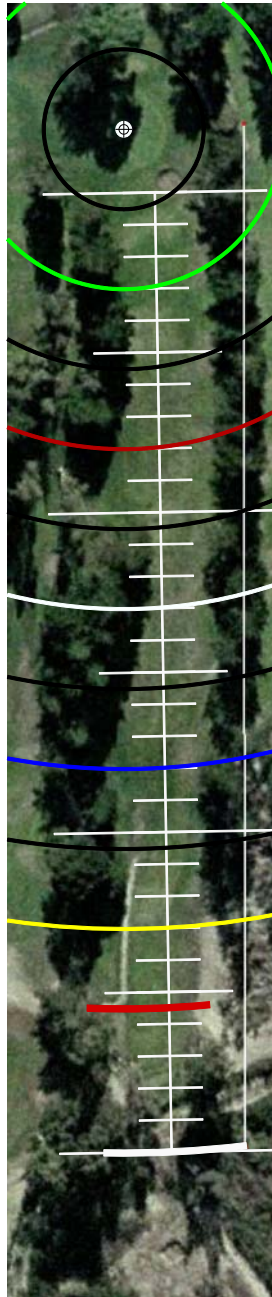
**HOLE #11**

**YARDS FROM CENTER**

- ⊕ 0
- 25      12
- 50      320
- 75      275
- 100
- 125
- 150
- 175
- 200
- 225
- 250



EACH TICK MARK IS 10 YARDS

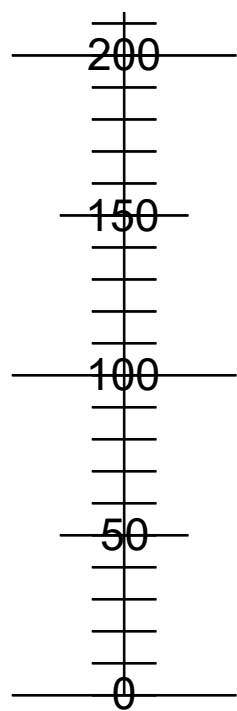


**HOLE #12**

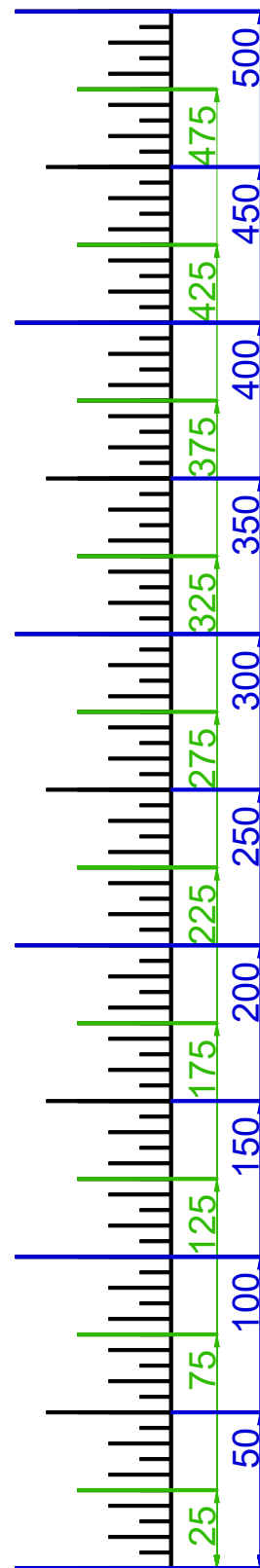


YARDS FROM CENTER

- 0
- 25 13
- 50 338
- 75 294
- 100
- 125
- 150
- 175
- 200
- 225
- 250



EACH TICK MARK IS 10 YARDS

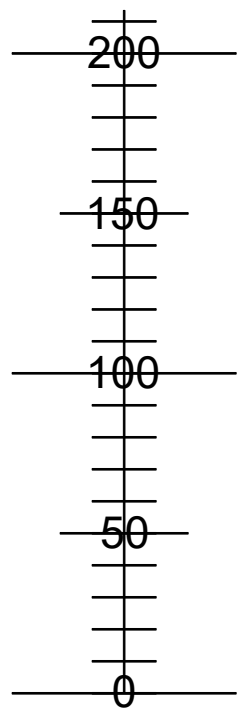


**HOLE #13**

YARDS FROM CENTER



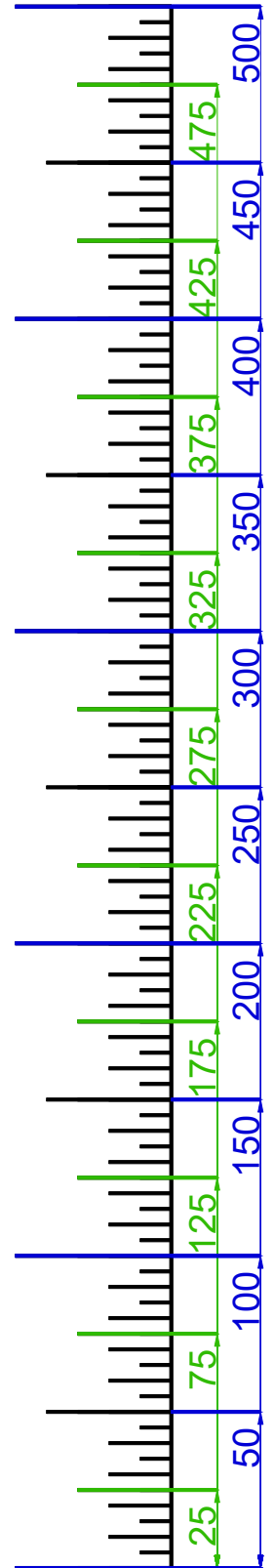
- 25      14
- 50      295
- 75      236
- 100
- 125
- 150
- 175
- 200
- 225
- 250



EACH TICK MARK IS 10 YARDS

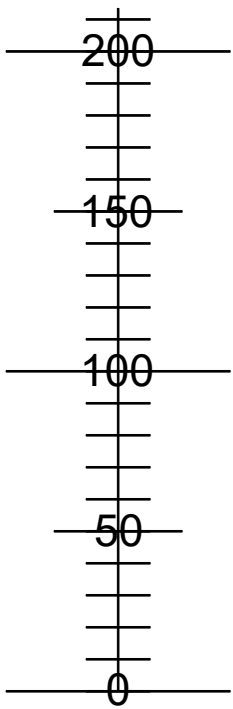


**HOLE #14**

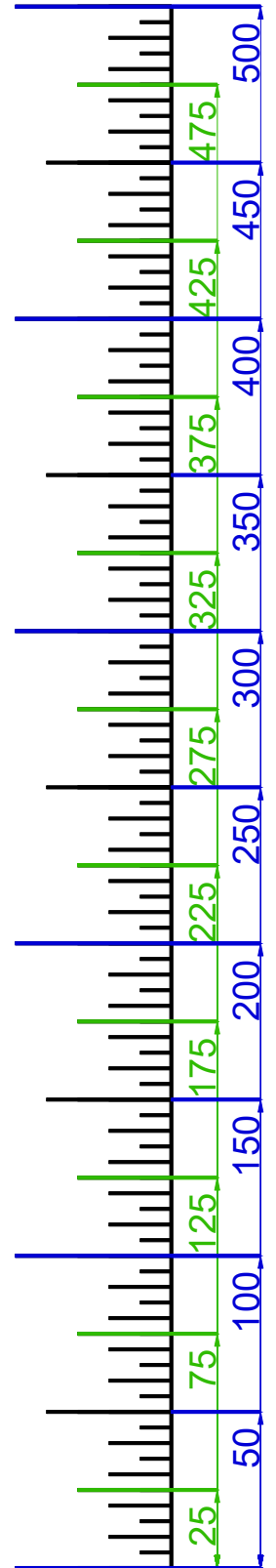
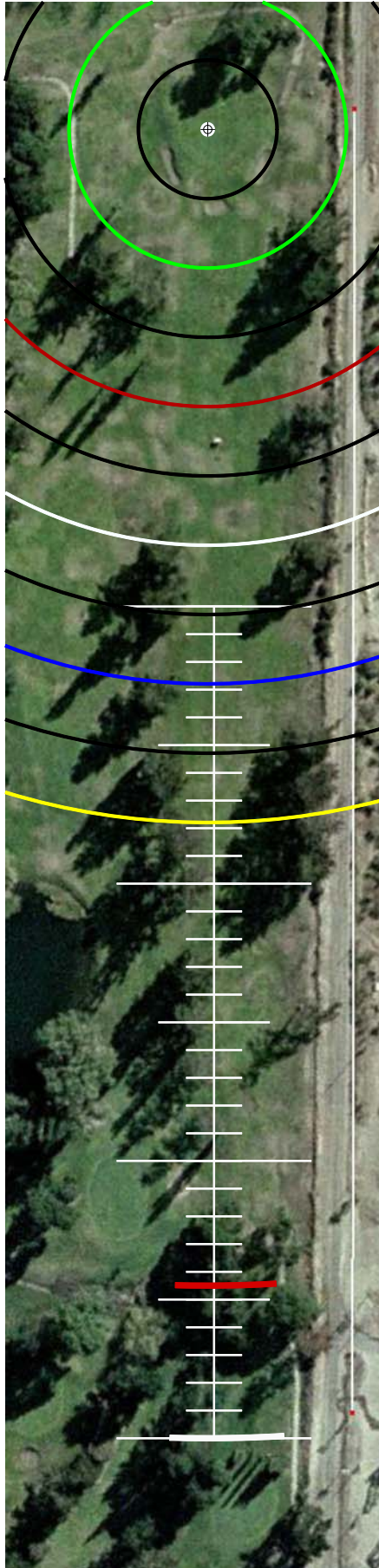


YARDS FROM CENTER

- 0
- 25 15
- 50 472
- 75 417
- 100
- 125
- 150
- 175
- 200
- 225
- 250



EACH TICK MARK IS 10 YARDS

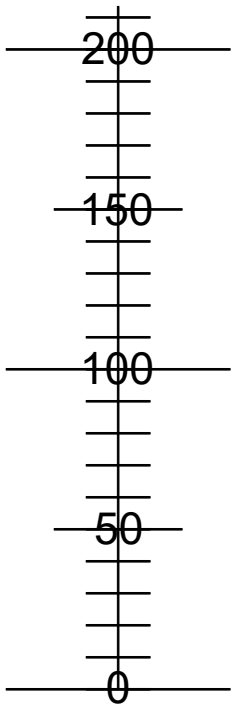


**HOLE #15**



**YARDS FROM CENTER**

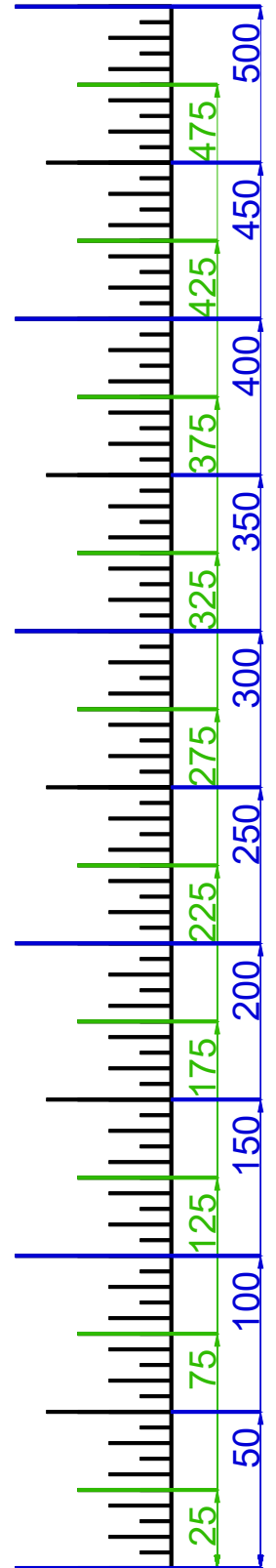
- ⊕ 0
- 25      16
- 50      166
- 75      147
- 100
- 125
- 150
- 175
- 200
- 225
- 250



**EACH TICK MARK IS 10 YARDS**

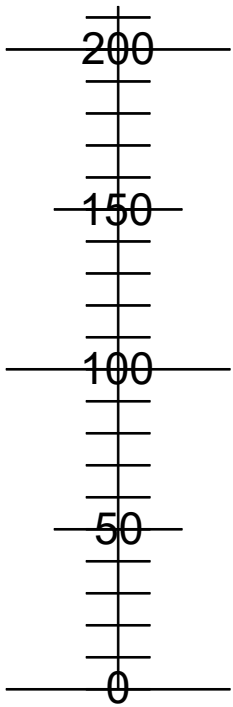


**HOLE #16**

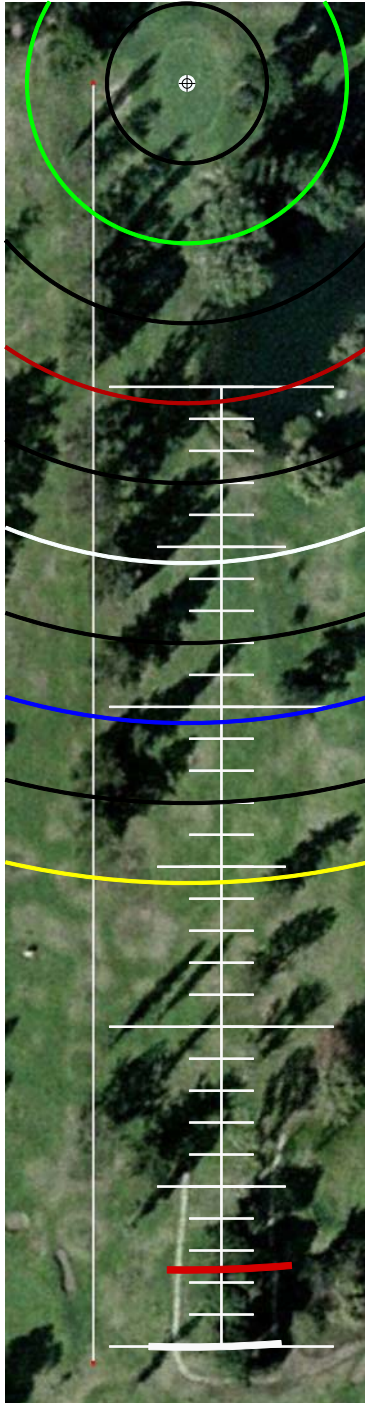


**YARDS FROM CENTER**

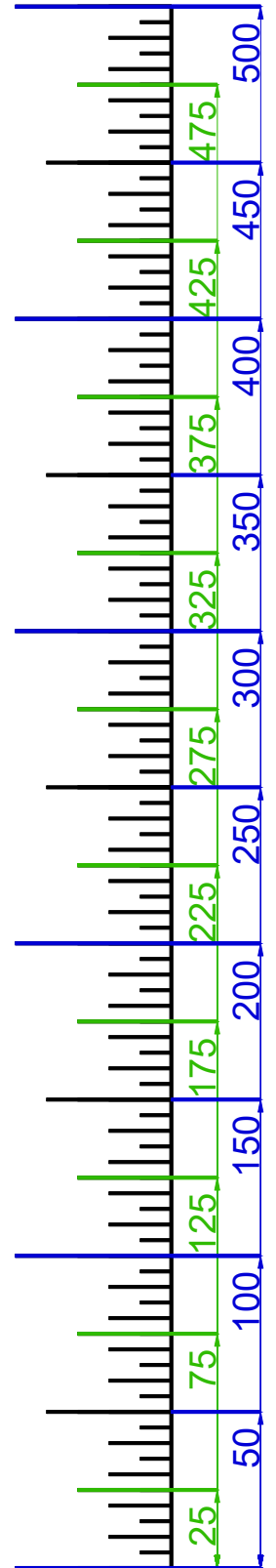
- ⊕ 0
- 25      17
- 50      395
- 75
- 100
- 125
- 150
- 175
- 200
- 225
- 250



**EACH TICK MARK IS 10 YARDS**

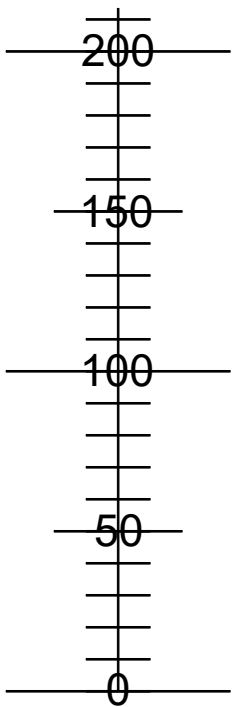


**HOLE #17**

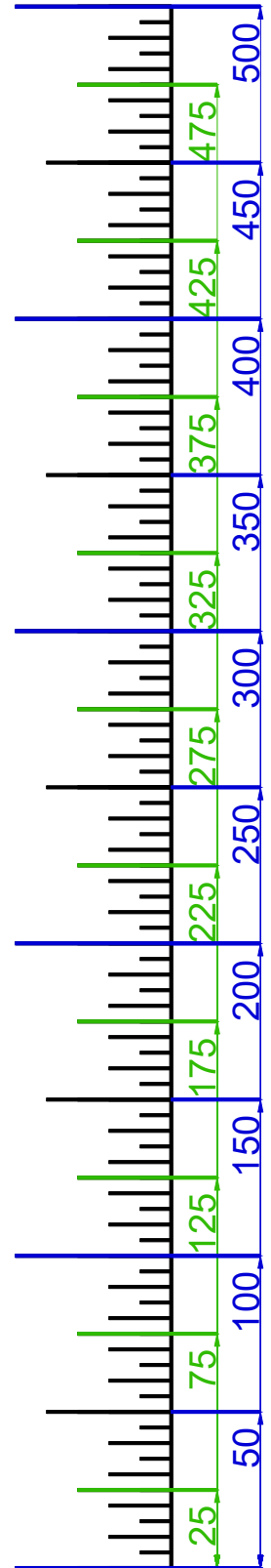
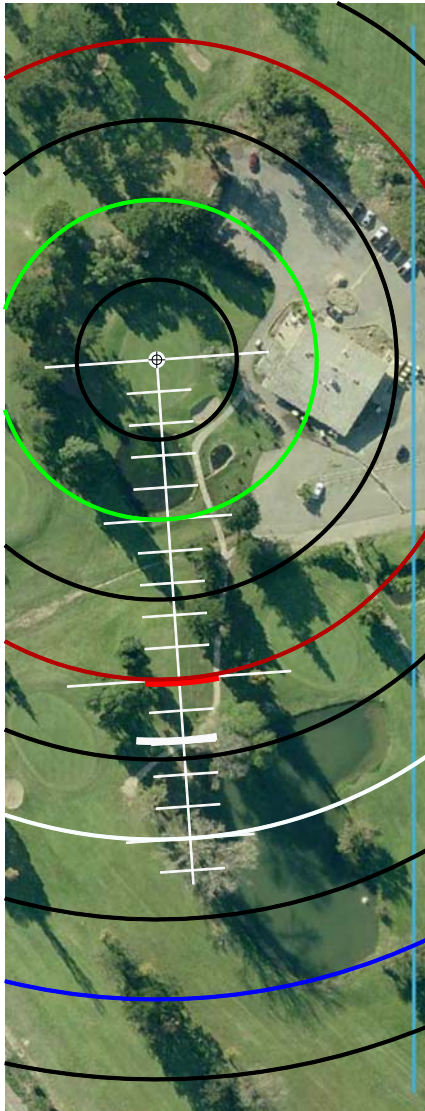


**YARDS FROM CENTER**

- ⊕ 0
- 25      18
- 50      121
- 75      101
- 100
- 125
- 150
- 175
- 200
- 225
- 250

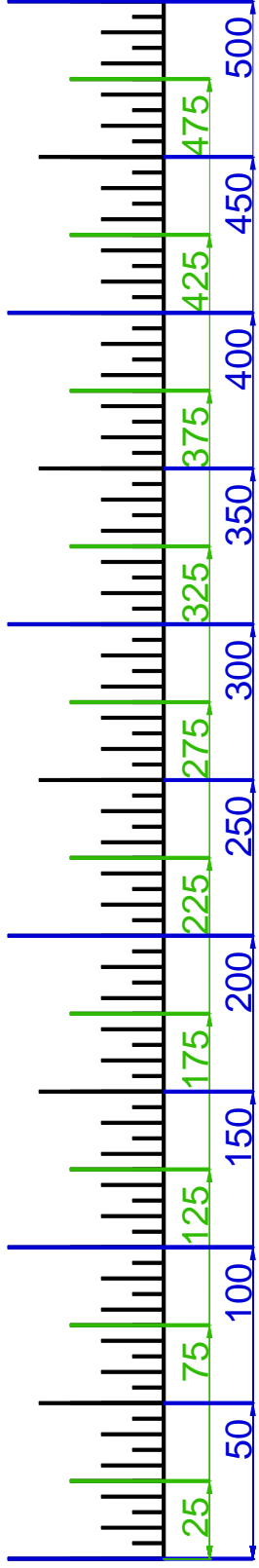


**EACH TICK MARK IS 10 YARDS**



**HOLE #18**





SCALE RULER - EACH TICK MARK IS 5 YARDS.  
 FOR USE WITH RIVERIDGEFAIRWAYS.COM YARDAGE BOOKS, 9/3/2010, AL DELOREY

