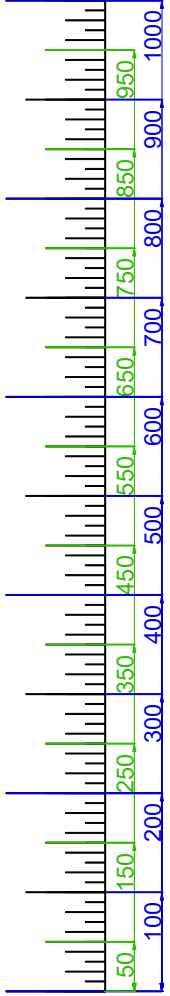




LOS ROBLES GC, THOUSAND OAKS, CA

GET YOUR FREE YARDAGE BOOKS AT RIVERIDGEFAIRWAYS.COM



2/26/2018

(REMOVE THIS SHEET FROM THE YARDAGE BOOK AND USE IT FOR A REFERENCE)

How to Customize Your Yardage Book Using the Adobe Reader

This RIVERRIDGEFAIRWAYS yardage book is set up so you may use the Adobe Reader to get yardage measurements directly from the yardage book's PDF file. These yardage measurements and your comments may be written onto the yardage book's PDF file using the Adobe reader. Your customized yardage books can be saved away or printed out.

MEASUREMENT TOOL:

How to enter the measuring tool mode:-TOOLS -> ANALYSIS --> MEASURING TOOL ->

(For the full page yardage book)- RIGHT CLICK ->CHANGE SCALE RATIO -> 8.33 IN = 500 YDS -> OK

(For the foldable yardage book)- RIGHT CLICK -> CHANGE SCALE RATIO -> 6.66 IN = 500 YDS -> OK

How to exit the measuring tool mode- TOOLS -> SELECT & ZOOM -> SELECT TOOL or HAND TOOL

Other handy commands to use while in the MEASURING TOOL mode:

To cancel a measurement- RIGHT CLICK -> CANCEL MEASUREMENT.

To complete a measurement- RIGHT CLICK -> COMPLETE MEASUREMENT.

To delete an existing measurement line- LEFT CLICK measurement line -> RIGHT CLICK -> DELETE.


To change an existing measurement line- LEFT CLICK measurement line ->LEFT CLICK one of the four boxes and move with the mouse.

COMMENT TOOL:

TOOL -> COMMENT & MARKUP -> CALLOUT TOOL or TEXT BOX TOOL

If your older Adobe Reader does not support these functions then download the latest "Adobe Reader 9" from one of the RIVERRIDGEFAIRWAYS.COM yardage book's download page links. Update 9/3/2010

INSTRUCTIONS FOR
USING THE FOLDABLE-POCKET
SIZE YARDAGE BOOK



OPTIONAL CUT LINE TO MAKE IT A HALF INCH SMALLER TO FIT IN SMALLER POCKETS.

THE FOLDABLE POCKET-SIZED YARDAGE BOOK IS LARGER AND EASIER TO READ THAN THE OLD POCKET-SIZED, BUT IT STILL FITS INSIDE YOUR SHIRT OR BACK PANTS POCKET ONCE IT IS FOLDED. IT HAS ALMOST ALL THE READABILITY OF A FULL SIZE YARDAGE BOOK WITH THE EASE OF FITTING INTO YOUR POCKET.

INSTRUCTIONS:

- PRINT OUT THE FOLDABLE YARDAGE BOOK.
- TRIM OFF THE WHITE AREA TO THE RIGHT OF THE DASHED BOX.
- STAPLE THE LEFT SIDE OF THE TRIMMED YARDAGE BOOK.
- DO NOT PUT A STAPLE NEAR THE CENTER SINCE THIS IS WHERE THE BOOK WILL BE FOLDED.
- HAVE THE SMOOTH SIDE OF THE STAPLES FACING THE SAME WAY.
- STAPLE SO THE OPEN SIDE OF THE STAPLES ARE ON THE PRINTED SIDE OF THE PAGE. FOLD THE YARDAGE BOOK FROM TOP TO BOTTOM WITH THE SMOOTH SIDE OF STAPLES FACING OUTWARD SO THEY DO NOT SNAG YOUR POCKET.

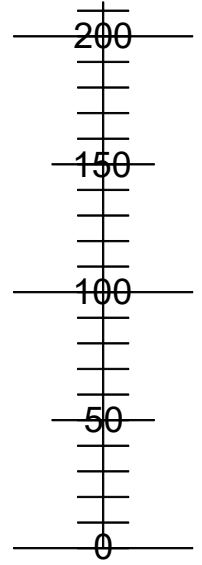
FOLD LINE FOLD LINE FOLD LINE FOLD LINE FOLD LINE

HOLE #7

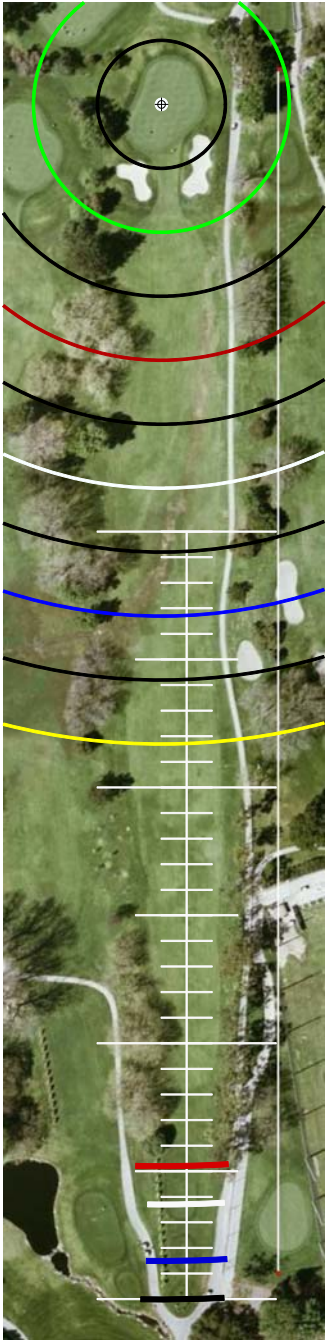
OPTIONAL CUT LINE TO MAKE IT A HALF INCH SMALLER TO FIT IN SMALLER POCKETS.

YARDS FROM CENTER

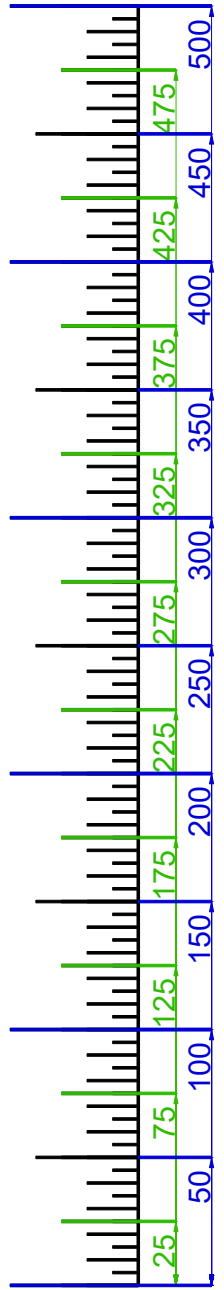
- 0
- 25 1
- 50 467
- 75 430
- 100 417
- 125
- 150
- 175
- 200
- 225
- 250



EACH TICK MARK IS 10 YARDS

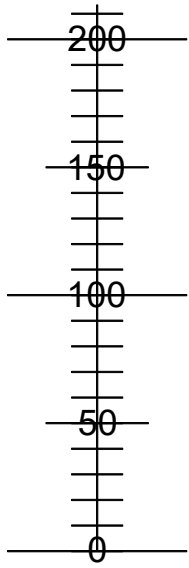


HOLE #1



YARDS FROM CENTER

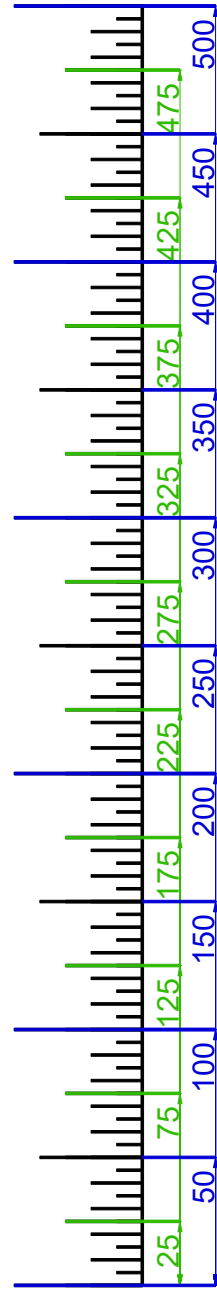
- 0
- 25 2
- 50 158
- 75 137
- 100 128
- 125
- 150
- 175
- 200
- 225
- 250



EACH TICK MARK IS 10 YARDS

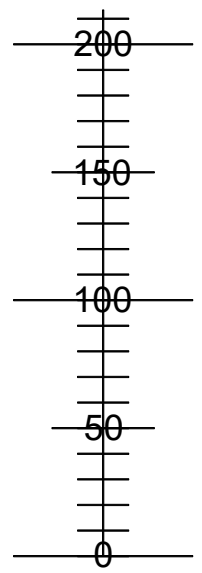


HOLE #2

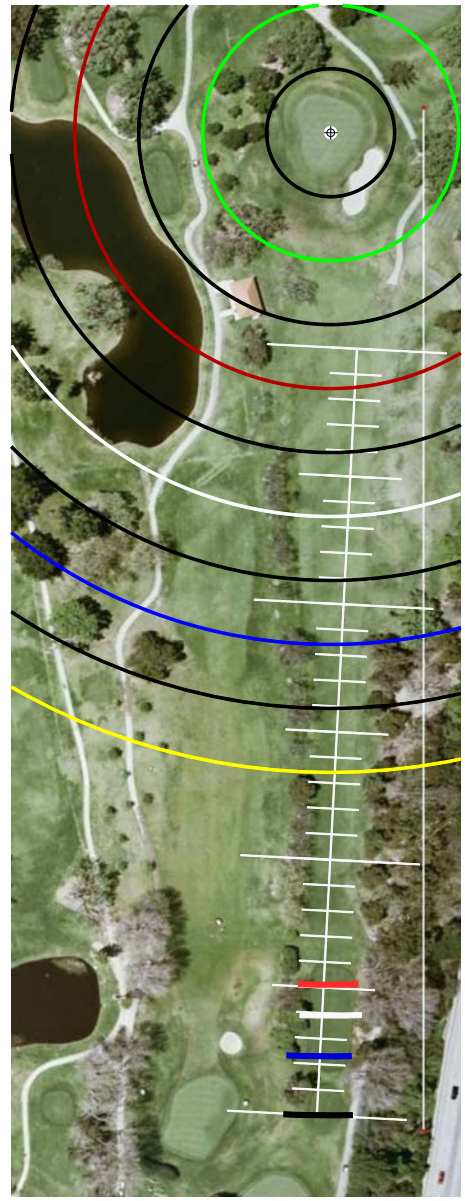


YARDS FROM CENTER

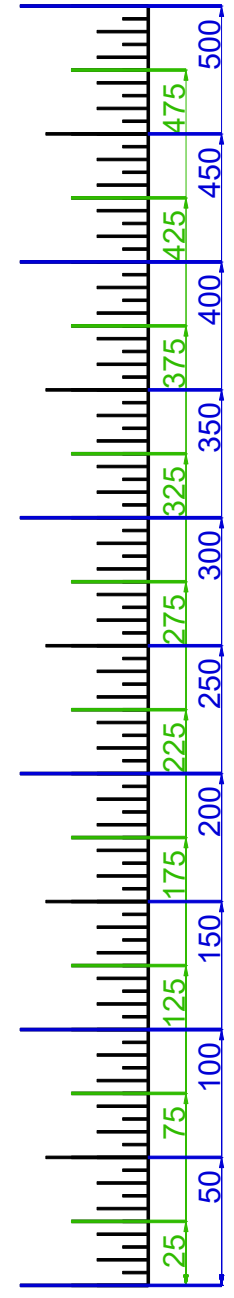
- 0
- 25 3
- 50 384
- 75 345
- 100 333
- 125
- 150
- 175
- 200
- 225
- 250



EACH TICK MARK IS 10 YARDS

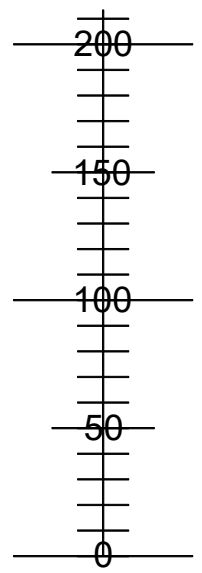


HOLE #3

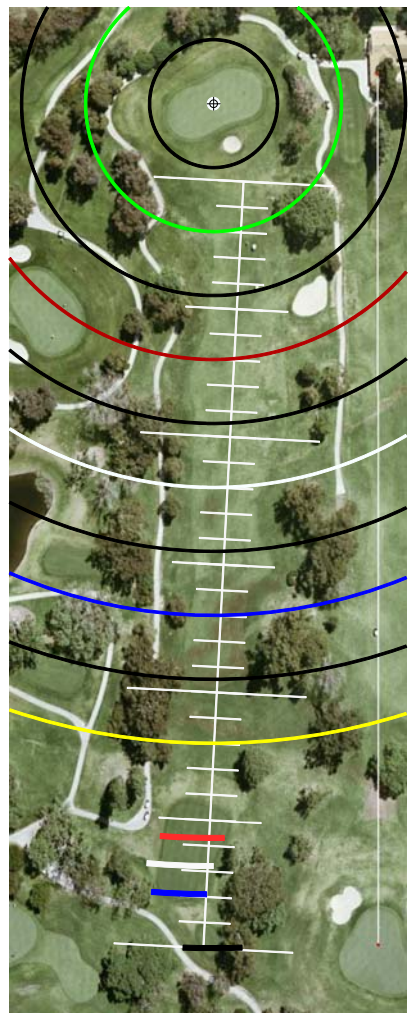


YARDS FROM CENTER

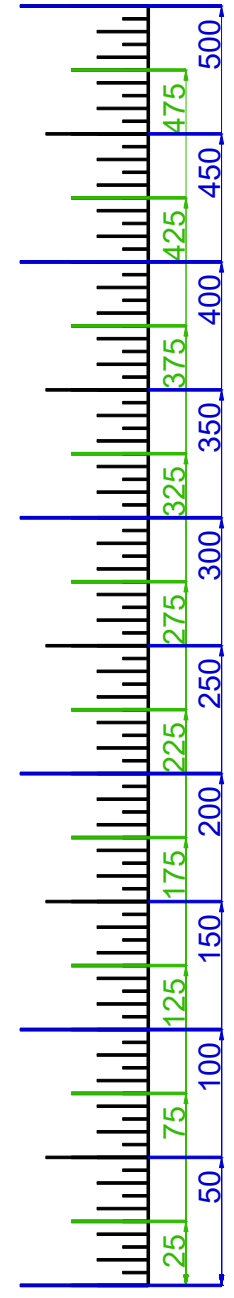
- 0
- 25 4
- 50 330
- 75 298
- 100 287
- 125
- 150
- 175
- 200
- 225
- 250



EACH TICK MARK IS 10 YARDS

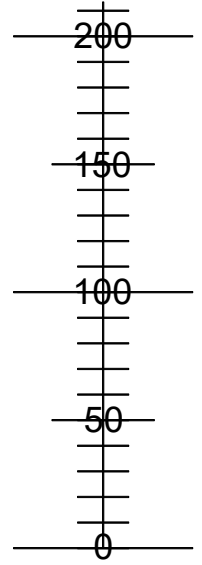


HOLE #4

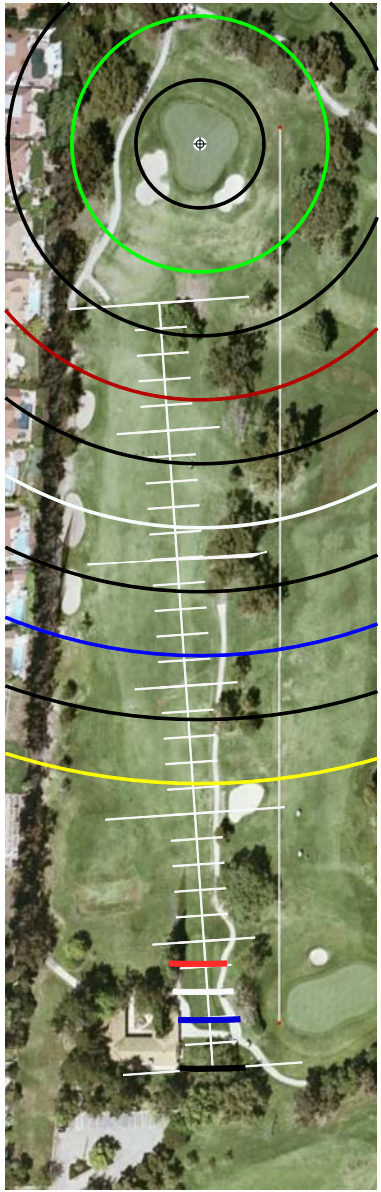


YARDS FROM CENTER

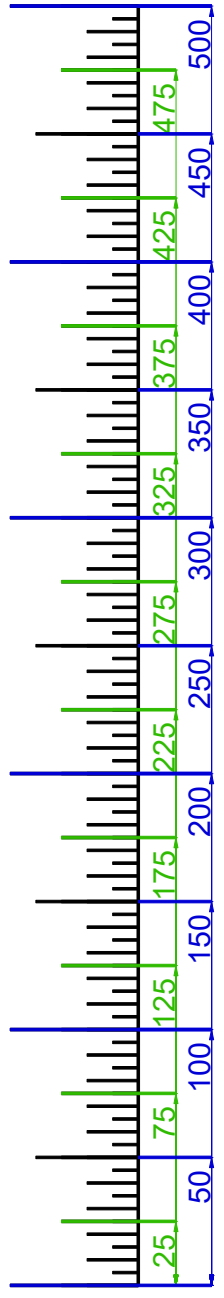
- 0
- 25 5
- 50 363
- 75 344
- 100 333
- 125 322
- 150
- 175
- 200
- 225
- 250



EACH TICK MARK IS 10 YARDS

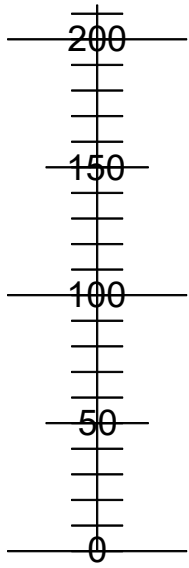


HOLE #5



YARDS FROM CENTER

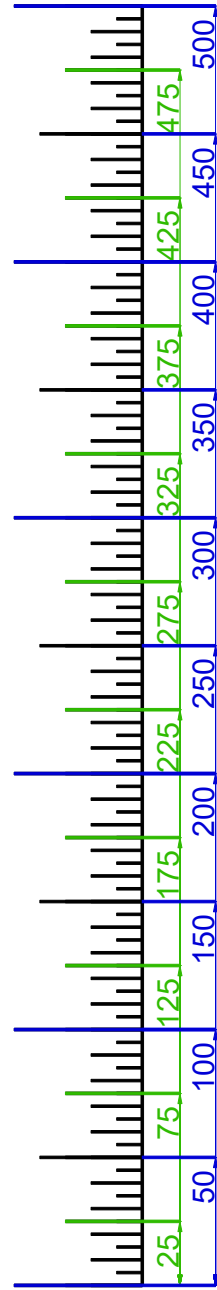
- 0
- 25 6
- 50 189
- 75 178
- 100 161
- 125 131
- 150
- 175
- 200
- 225
- 250



EACH TICK MARK IS 10 YARDS

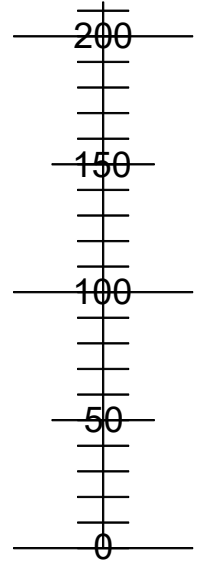


HOLE #6

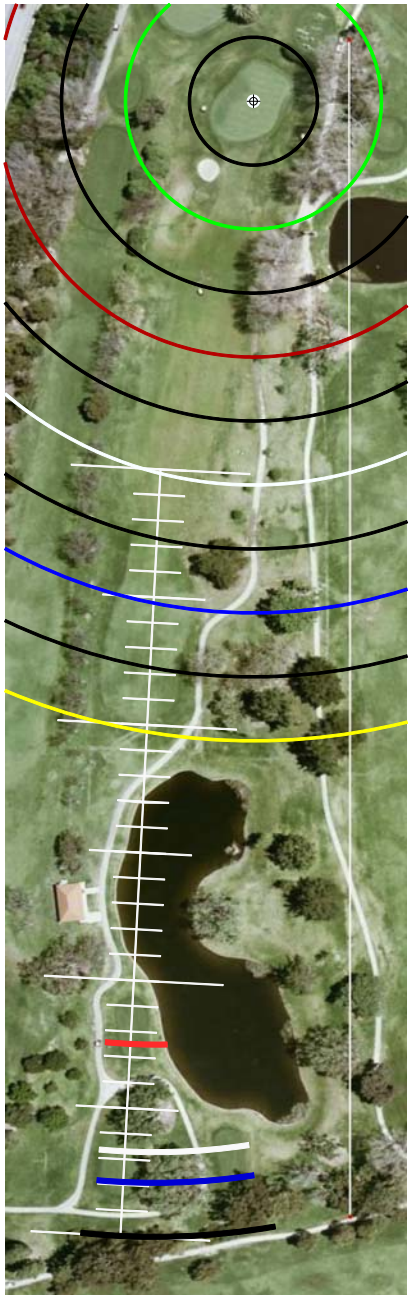


YARDS FROM CENTER

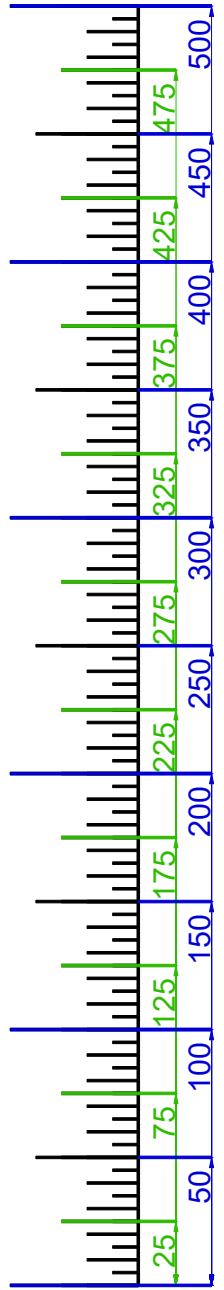
- 0
- 25 7
- 50 448
- 75 415
- 100 373
- 125
- 150
- 175
- 200
- 225
- 250



EACH TICK MARK IS 10 YARDS

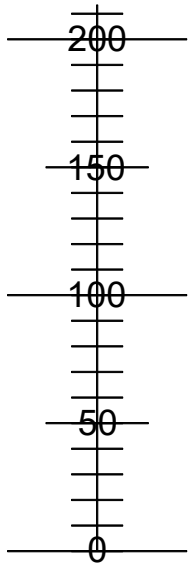


HOLE #7



YARDS FROM CENTER

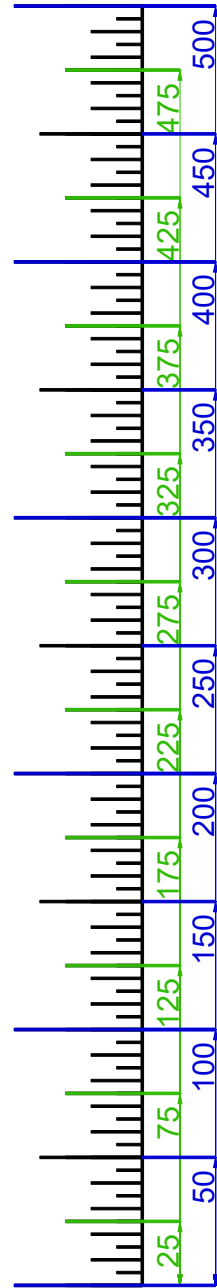
- 0
- 25 8
- 50 157
- 75 119
- 100 107
- 125
- 150
- 175
- 200
- 225
- 250



EACH TICK MARK IS 10 YARDS

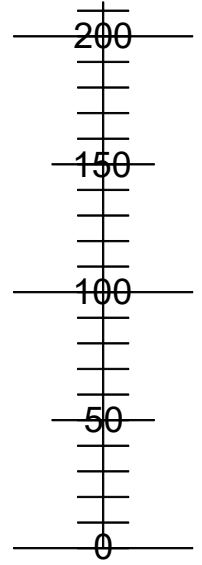


HOLE #8

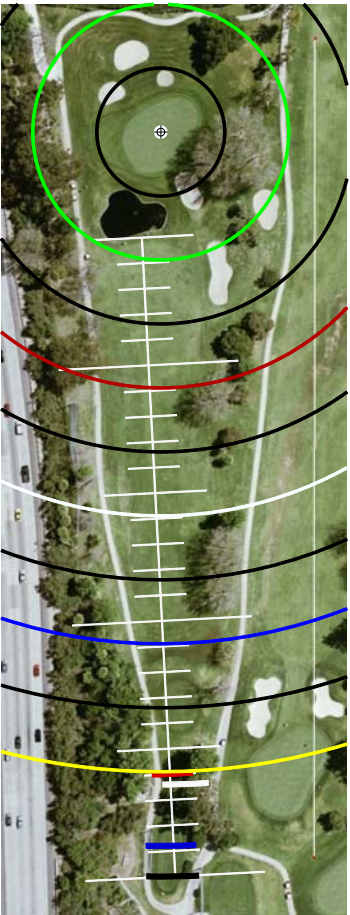


YARDS FROM CENTER

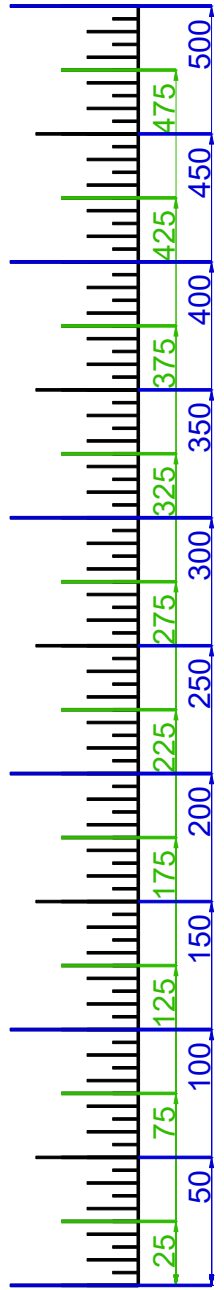
- 0
- 25 9
- 50 291
- 75 279
- 100 255
- 125 251
- 150
- 175
- 200
- 225
- 250



EACH TICK MARK IS 10 YARDS

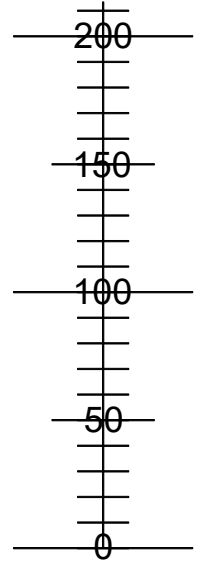


HOLE #9

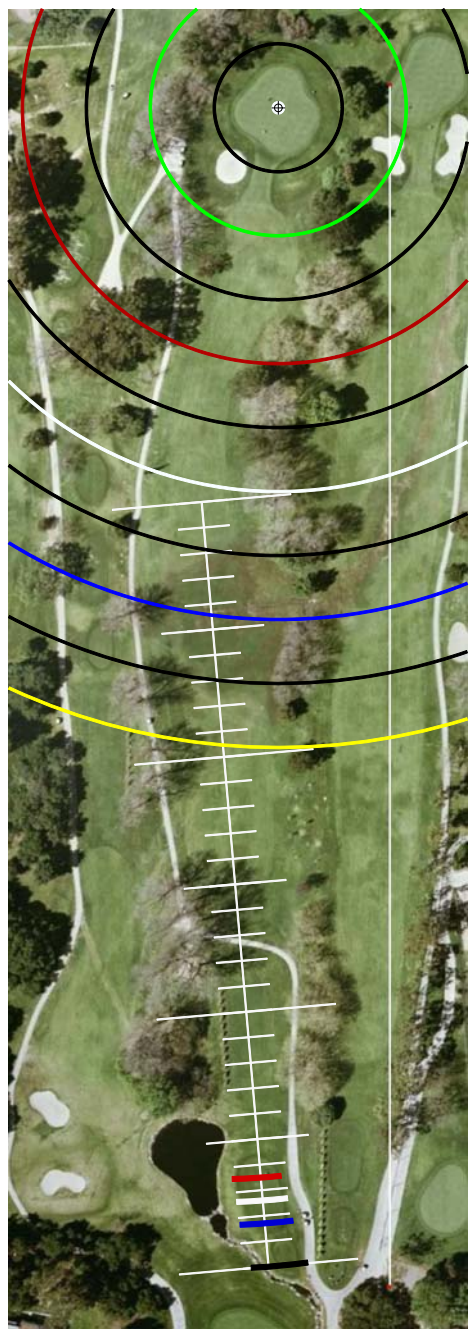


YARDS FROM CENTER

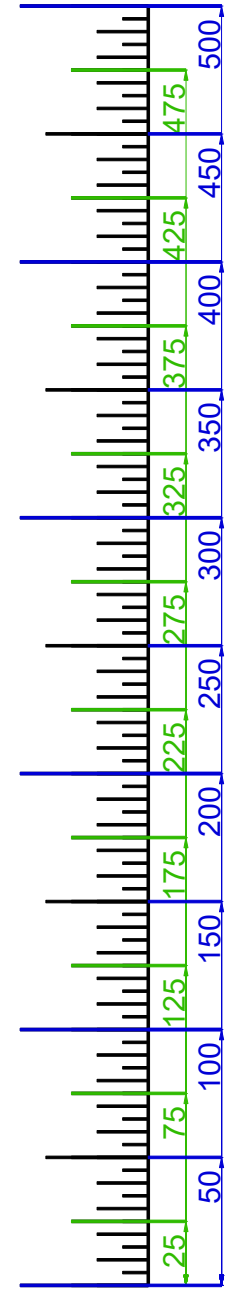
- 0
- 25 10
- 50 455
- 75 438
- 100 429
- 125 420
- 150
- 175
- 200
- 225
- 250



EACH TICK MARK IS 10 YARDS

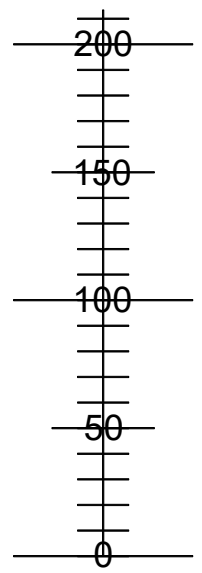


HOLE #10



YARDS FROM CENTER

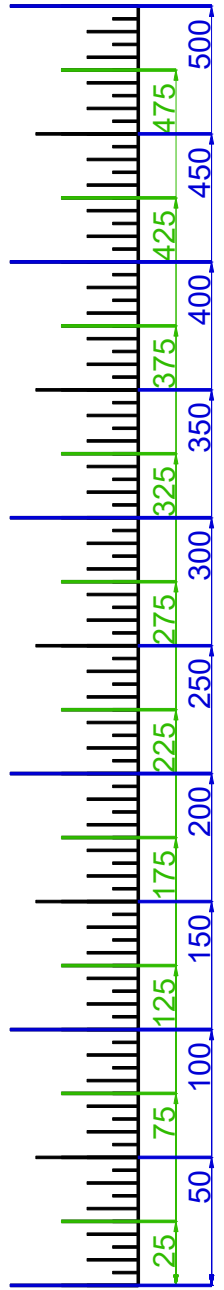
- 0
- 25 11
- 50 190
- 75 160
- 100 143
- 125
- 150
- 175
- 200
- 225
- 250



EACH TICK MARK IS 10 YARDS

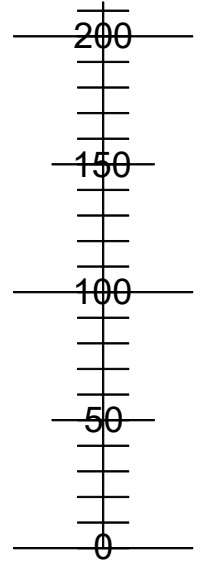


HOLE #11

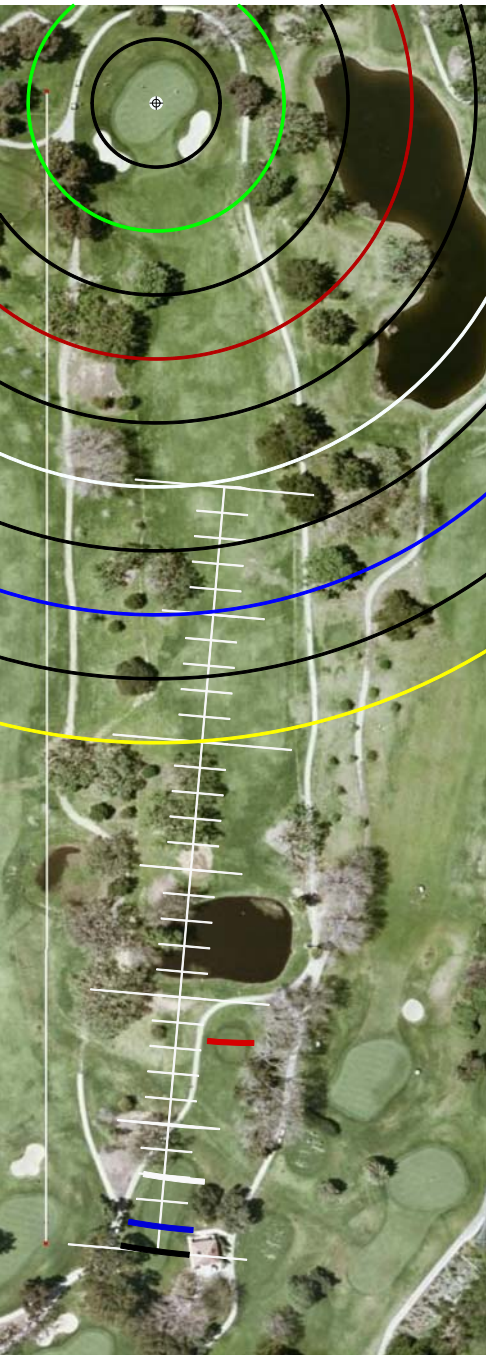


YARDS FROM CENTER

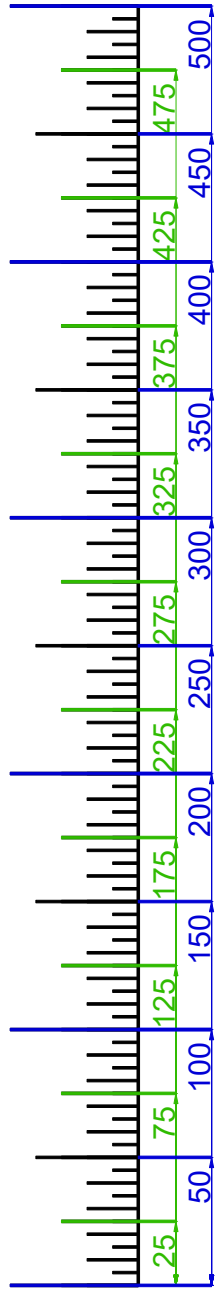
- 0
- 25 12
- 50 459
- 75 449
- 100 429
- 125 373
- 150
- 175
- 200
- 225
- 250



EACH TICK MARK IS 10 YARDS

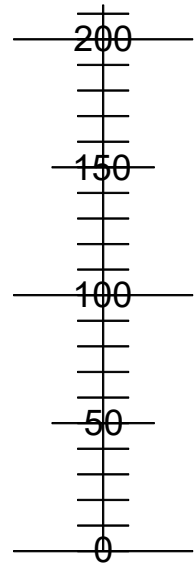


HOLE #12



YARDS FROM CENTER

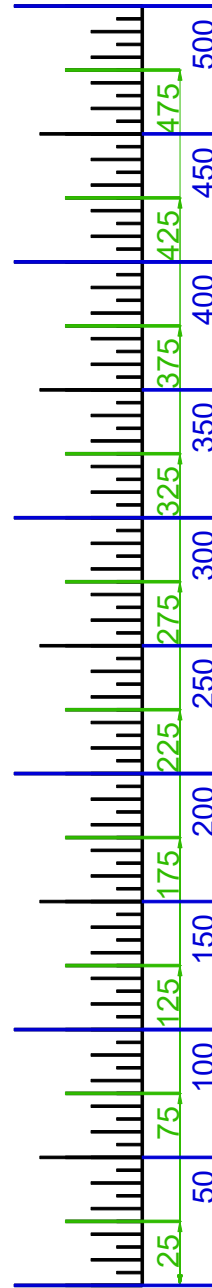
- 0
- 25 13
- 50 337
- 75 304
- 100 290
- 125
- 150
- 175
- 200
- 225
- 250



EACH TICK MARK IS 10 YARDS

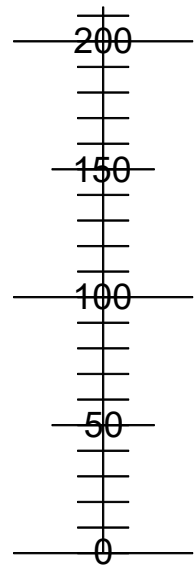


HOLE #13



YARDS FROM CENTER

- 0
- 25 14
- 50 611
- 75 593
- 100 555
- 125 518
- 150
- 175
- 200
- 225
- 250



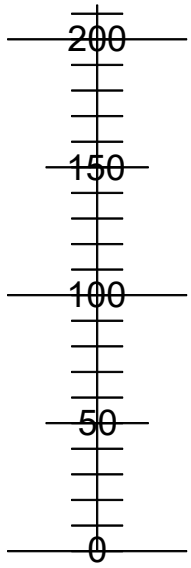
EACH TICK MARK IS 10 YARDS

HOLE #14



YARDS FROM CENTER

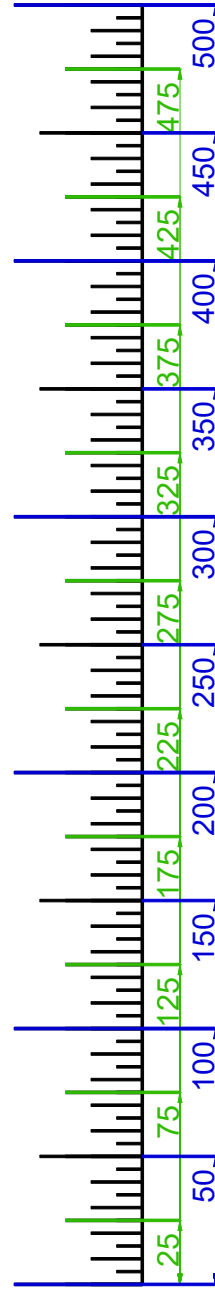
- 0
- 25 15
- 50 428
- 75 396
- 100 362
- 125 336
- 150
- 175
- 200
- 225
- 250



EACH TICK MARK IS 10 YARDS

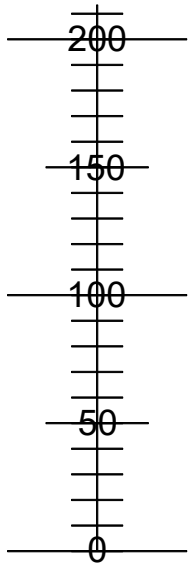


HOLE #15



YARDS FROM CENTER

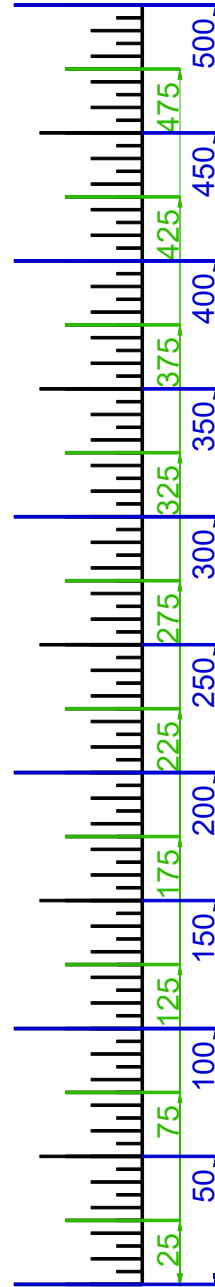
- 0
- 25 16
- 50 188
- 75 169
- 100 132
- 125
- 150
- 175
- 200
- 225
- 250



EACH TICK MARK IS 10 YARDS

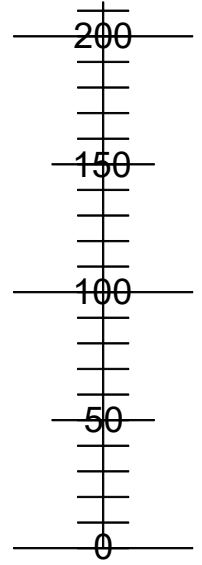


HOLE #16

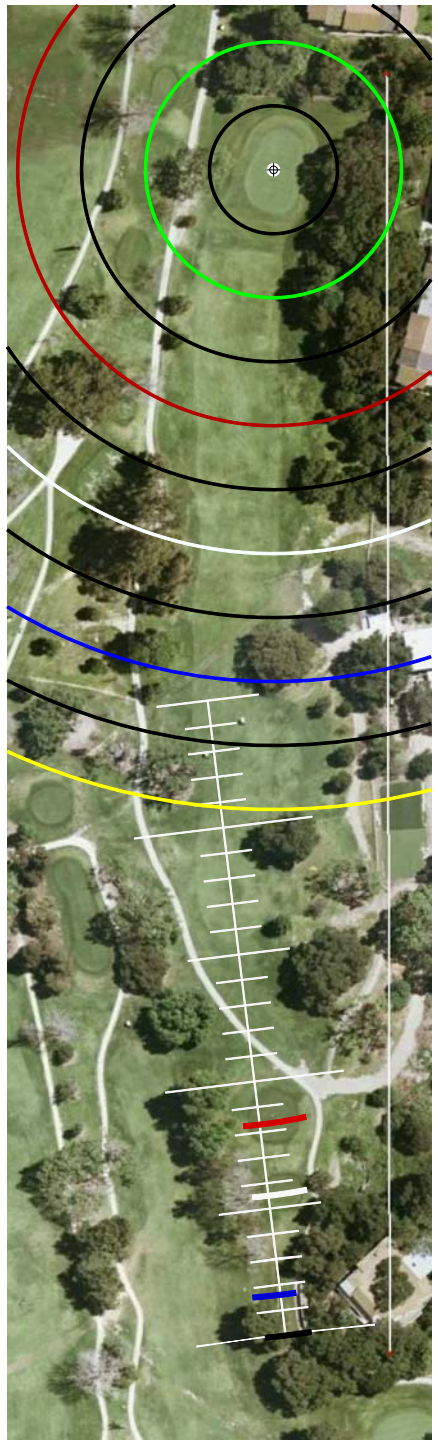


YARDS FROM CENTER

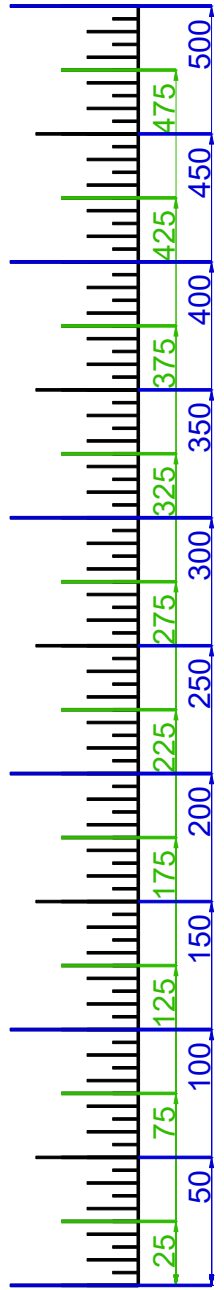
- 0
- 25 17
- 50 459
- 75 443
- 100 404
- 125 376
- 150
- 175
- 200
- 225
- 250



EACH TICK MARK IS 10 YARDS

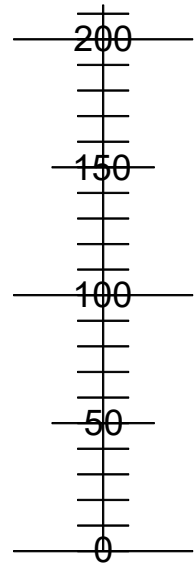


HOLE #17



YARDS FROM CENTER

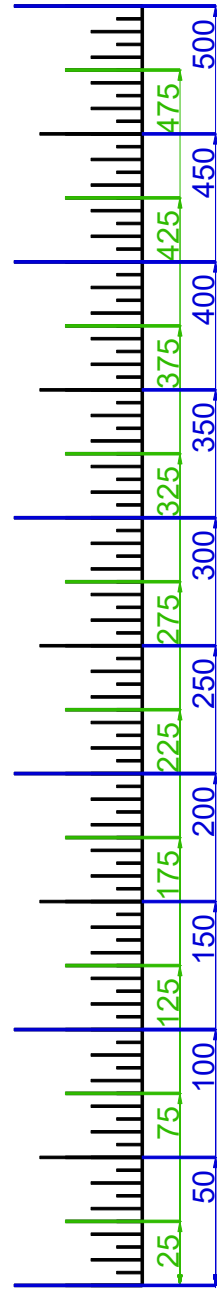
- 0
- 25 18
- 50 390
- 75 311
- 100 295
- 125
- 150
- 175
- 200
- 225
- 250

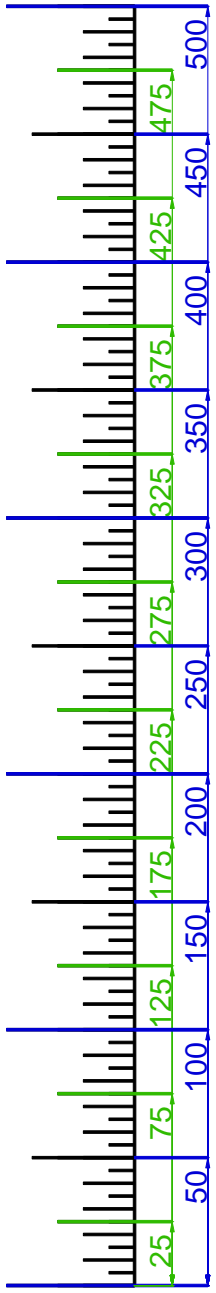


EACH TICK MARK IS 10 YARDS



HOLE #18





SCALE RULER - EACH TICK MARK IS 5 YARDS.
FOR USE WITH RIVERIDGEFAIRWAYS.COM YARDAGE BOOKS, 9/3/2010, AL DELOREY

